

2024 | 2025  
**GRAY SNOWBOARDS**  
PERFECT GUIDE



<http://graysnowboards.co.jp/>

2024-2025

# GRAY SNOWBOARDS



Gray Snowboards was established in 1998 by start-up members who were inspired by Surfing and Skateboarding to materialize snowboards with solid riding feel. Its unique and excellent R&D capability have driven the company to be well-known as high-performance snowboard brand. Outline mold of all gray snowboard has a unique design and even camber arc is originally designed. The super-calculated outline curve made of 3D combination provide outstanding performance and beauty shape as well as carefully selected materials. Core profile (Wood core thickness and balance) in 1/100 millimeter unit is also designed with Gray' s own expertise. Elaborateness with hypothesis delivered from inspiration and test cycle is backbone of Gray Technology. Not only Japanese high-quality production but also corroboration with Taiwanese factory is maturing.



Gray Lab Products with the concept of "Engineered with Gray progressive inspiration are snowboards designed innovative inspiration.

## ADVANCED TECHNOLOGY OF SNOWBOARDS DESIGN.

### 2024-2025 GRAY SNOWBOARDS.

The concept of GRAY freestyle category is to create the optimized riding feel for the category with the essence of various riding style based on turning performance which is the base of snowboarding.

The expertise cumulated with product development for CARVING CATEGORY fully feedback to development and improvement of FREESTYLE CATEGORY.

All of snowboarding technics stands on speed and high-quality carving even if the riding styles and playing styles vary.

The riders who are responsible for R&D in each snowboard categories always think of how to realize the snowboards which can raise rider' s performance.

Brainstorming and discussion with out-of-the-box thinking are taken to seek for ideal snowboards.

R&D process of gray snowboards is taken place all through the year with those activities.

In CARVING CATEGORY, Revolutionary combination of metallic material and fiberglass with core profile is ripened.

The ultra-strong polyethylene fiber "IZANAS®" developed by Toyobo is used for wider range of snowboards.

In addition, the polyamide material used for the top sheet is well absorb vibration while the weight is not as heavy as PE material.

Our R&D activities are getting back to the previous level however Covid-19 had restricted our activities on snow especially in China and Korea in early winter for last few years.

Our R&D riders have started testing prototype for 25-26 models. The team keep working to develop the snowboards which are innovative, comfortable and fun to ride.

### GRAY SNOWBOARDS 24-25 LINE UP

Please try and touch the feeling in the events on snow demo.

## FREESTYLE CATEGORY LINE UP



### PRODIGY



### GENIUS



### EPIC



### CUB-X



### TRICKSTICK [iz]



### GENIUS [HV]



### SHRED



### R.P.M.



### LOVEBUZZ 48



### LOVEBUZZ 52



### LOVEBUZZ 56



### LOVEBUZZ 57 [ROCKER]



### LOVEBUZZ 57 [CAMBER]



### LOVEBUZZ 58



### LOVEBUZZ 62





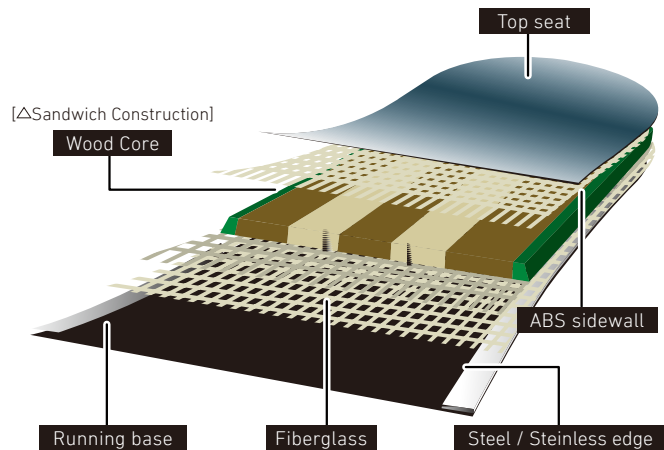
# ENGINEERING & TECHNOLOGY

## CONSTRUCTION

All of 2024-2025 models of GRAY SNOWBOARDS has the construction of Sandwiched wood core.

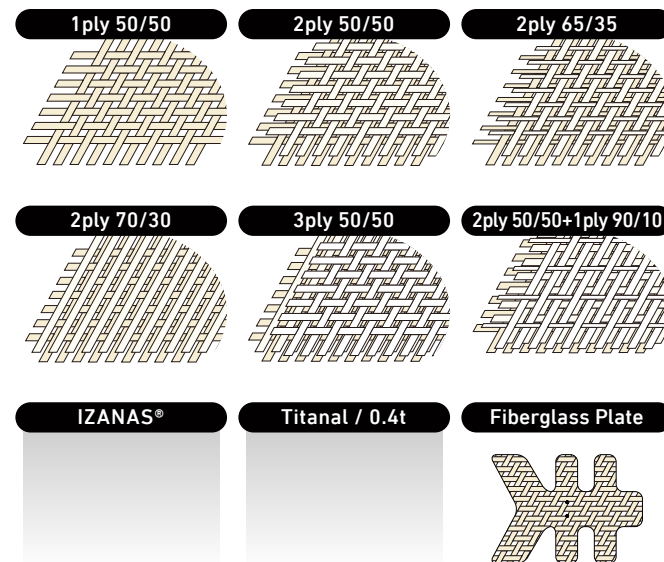
Our original designs select appropriate woods to combine for wood core and give optimal flexibility and lightness for each model.

As the reinforcing materials, not only fiber glass but all new materials "IZANAS®" is used together with Titanal metal and carbon fiber. The combination gives flexibleness and more stiffness in good balance.



## REINFORCEMENT / FIBERGLASS & METAL

<input type="checkbox"/> 1ply	■ 65/35
<input type="checkbox"/> 2ply	■ IZANAS®
<input type="checkbox"/> 3ply	■ Titanal
■ 50/50	■ Fiberglass Plate



## ARCHES GEOMETRY

### SINGLE CAMBER

Camber-tech for purely focusing on free-ride.Board center has a tight arc while both ends are with slight arc.This makes more repulsive force when snow-contact-points come closer to the board center with pliancy of the board.

### ACTIVE CAMBER

Compared to ordinal Camber, the camber angle to snow-contact-points are slightly flat.This makes snow-contact-points come closer to board center more when weighted, and provides better rotational performance with less pressure at both ends. This is a next generation arc which gives fancy footwork while reasonable camber feeling is reserved underfoot.

### VARIO CAMBER

Evolutional arc which enables variable effective edge-length by pressure intensity and edging angulation.Snow-contact-points are set closer to board center and gives better handle-ability in low speed riding. The effective edge-length becoming longer in high speed riding gives stability and high gripping in high speed turning.

### S-CAMBER

It is S shape camber & rocker which has slight rocker arc from nose age to board center and camber arc underfoot.This shape is designed for all mountain ride such as deep snow, grooming slope and various terrain. The S-camber provides you a new riding-feel with less conflict around nose edge by rocker arc as well as sharp riding-feel.

### GULLWING W CAMBER

Overall, it is a V-shaped rocker arch.However, by making the bottom of both feet camber-shaped, the ollie can be raised. There are springs on the nose and tail.This complex arch shape can also be used for free riding.And the smoothness of the jib is also noteworthy.

### HYBRID CAMBER

Hybrid arc has a standard camber arc in-between foot with mild rocker arcs outside foot. The rocker arc area giving untight contact with snow realizes excellent controllability in Jib section and ground trick while camber arc area in-between foot gives high carving performance with sharp edging. This can be said combination of good points for rocker arc and camber arc.

### POWDER ROCKER

Rocker arc in overall shape and the apex of arc is located slight closer to tail end.The magic arc enables that nose end of the board is easily lifted when rider weights on his or her bag leg.Not tight arc between snow-contact-points also enables stable riding even on grooming slope.

## CORE CONSTRUCTION

### Core construction: Structure and combination

Different types of wood have different characters.Meantime, different characteristics are required by sections of snowboard.To make high spec snowboards, it is required to reconcile 2 opposing elements i.e. intensity and lightness in high level.We carefully select best matching materials for each section.A strong wood with high density is used for the section requiring stiffness and a right weight wood is used for the section required lightness.It is one of key unique technology of Gray which is called as "100% wooden complex core" to achieve light and strong.

<input type="checkbox"/> Japanese Cypress	..... Light but stiff
<input type="checkbox"/> Poplar	..... Reasonably stiff and light with consistency
<input type="checkbox"/> Japanese Beech	..... Stiff and strong with high density
<input type="checkbox"/> Paulownia wood	..... very light with weak structure against pressure
<input type="checkbox"/> Walnut	..... very light but not so strong
<input type="checkbox"/> Soft maple	..... light with low density

### Super Light Core



Light Maple is used for insert holes section and edge section while main body is made of Walnut. The core is designed for Epic. Combination of the core construction and fiberglass plate realizes high repulsive force even light weight.

### Ultra Light Core



Japanese Cypress is widely used along with both side edges while main body is made of Paulownia wood. This core construction is effective to realize light weight but has disadvantage in strength. The disadvantage is covered by fiber glass layers. Combination of siding Pauowania wood and fiber glass gives sufficient repulsiveness and tenaciousness to the snowboard even in the lightest weight.

### Paulownia Core



Combination of Paulownia and light Poplar makes light & strong wood core.

### STD Core II



Soft maple is used for center and both edges sections while Walnut is a base.

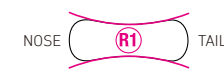
### Poplar Light Core



Poplar is only material for the core construction. Lightness and strength are well balanced.Giving Quadrax glass on the core profile provides sufficient repulsiveness and tenaciousness to the snowboard in light weight.

## SIDE CUT

### Radial Sidecut



A large single arc is used for side cut. The side cut works effectively for any riding style.It supports natural and smooth curving in any situation.

### TripleRadius Sidecut



3 of arcs combination is used for side cut. In Gray's production, a small radius arc is set underfoot and 2 larger radius arcs are given both nose and tail ends. It shows quick response at beginning of turning or jib trick, and provides stable edge grip during high speed riding. Release of edge at end of turning or takeoff from kicker can be done smoothly.

### MultiRadius Sidecut

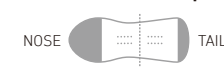


Multi-radius side cut consists of 5 arcs.The smallest arc is at the center of snowboard and large arcs are on each side, the largest arcs are at board end. It is special side cut.

## SHAPE

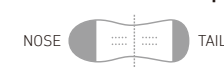
Gray snowboards can be categorized in 3 groups by shape of nose & tail and its length.

### Directional Shape



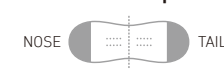
Directional shape has clear traveling direction. Slightly long nose can be responsive to any snow conditions. Tail length is relatively shorter so as not to sacrifice switch riding.

### Directional Twin Shape



An intermediate shape between Directional shape and Twin shape.Slightly longer nose than tail can enhance ride-ability on powder snow and bad snow condition without sacrificing spinning and switch riding.It can be said the most multi-purpose shape.

### Twin Shape




Same shape and same length are given to both nose and tail. No difference is aware between traveling direction and switch riding.

## CORE PROFILE

Core profile means thickness of board from nose top to tail end (balance).

3 different types of core profile deliver respective riding feels.



### Positive



Thickness of core underfoot is convex. Either end of underfoot is thinner.Rider can feel solidness with the sole of the foot given by thickness of core and can make stabilized turn even at high speed range.

### Even



Core between both feet is slightly thinner. It is an intermediate profile between Positive Profile and Negative Profile. Slightly thinner core can make torsion effect which enhances response and realize easy handling as well.

### Negative



Core between both feet is significantly thinner. It gives strong torsion effect and the snowboard bows around center of the board. As the result, rider can feel quick response.Rider also can make angulation edging angles differently at front foot and at back foot.The subtle riding technique is very effective for technical riding.

## FLEX

### Twin Flex



Symmetric flex pattern. Center stance is a basic.

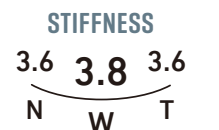
### Directional Flex



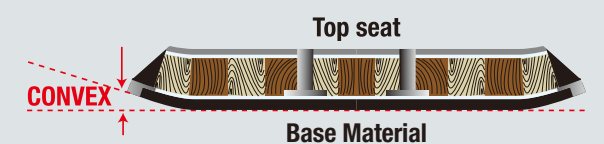
Stiffer flex is given tail-end side. Set-back stance can be supported by stiff tail.

## STIFFNESS

Flex of snowboard is indicated on a scale of 1 to 10. (10 means the most)N-W-T means Nose, Waist and Tale.If scale of Nose and Tail, the snowboard is called Twin Flex.If not, it is considered as Directional Flex.

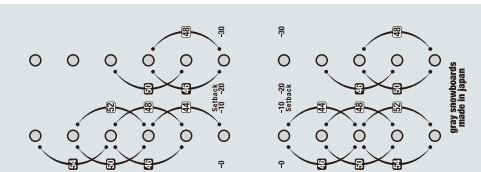


### CONVEX BASE



It is important that sole of snowboard should be flat or convex.If it is concave, the snowboard is hard to turn and tough to control.Gray finishes the sole of all our snowboards including Alpine boards with convex shape.Degree of convex is controlled precisely specialized to each model.

### STANCE WIDTH & SETBACK



All of Gray snowboards have 2 X 4 cm of insert holes to give flexible stance and set back.No special recommendation for stance and set back is given by Gray because rider's height and preference are varied.We also want riders to make own set back with their preferences.Riding feel changes with set-back. Even the same snowboard, riding feed is totally changed by set-back stance and by center. Gray designs thickness of core to deliver 100% of performance of the snowboard in any binding settings and verifies on the snow test.

# PRODIGY






PRODIGY is the standard of high-speed and directional twin shape. Fiber-glass + carbon technology gives high carving performance with excellent controllability.

Carbon roving is placed under the core in an X shape, and sandwiched with fiberglass on the top and bottom. Pursuing a "high response board" that returns quickly while making the best use of the stickiness of the glass. A flex balance designed with a slightly stronger tail while maintaining a balance close to that of a twin. It is designed to be more svtable in the medium and high speed range while maintaining ease of handling from low speeds. From super pipes to big kickers and all-mountain high-speed free rides, it delivers high performance.

MODEL	PRODIGY 46.5	PRODIGY 51.5	PRODIGY 51.5w	PRODIGY 53.5	PRODIGY 55.5	PRODIGY 55.5w	PRODIGY 57.5	PRODIGY 57.5w
Length	1465	1515	1515	1535	1555	1555	1575	1575
Effective Edge L.	1140	1180	1180	1200	1220	1220	1240	1240
Contact Length	1090	1140	1140	1160	1180	1180	1200	1200
Waist Width	234	242	250	244	246	254	246	258
Sidecut Radius	7800/6880/7800	8200/7180/8200	8200/7180/8200	8700/7880/8700	9020/8080/9020	9020/8080/9020	9100/8200/9100	9100/8200/9100
Sidecut Offset	0	0	0	0	0	0	0	0
Nose Length	195.0	195.0	195.0	195.0	195.0	195.0	195.0	195.0
Nose Width	275.0	285.0	293.0	285.0	287.0	295.0	288.0	300.0
Nose Hight	47.7	45.5	45.5	45.5	45.5	45.5	45.5	45.5
Tail Length	180.0	180.0	180.0	180.0	180.0	180.0	180.0	180.0
Tail Width	275.0	285.0	293.0	285.0	287.0	295.0	288.0	300.0
Tail Hight	40.8	38.9	38.9	38.9	38.9	38.9	38.9	38.9
Camber	8.0	10.0	10.0	10.0	10.0	10.0	12.0	12.0
Rocker	---	---	---	---	---	---	---	---
Stance Width	460-560	460-580	460-580	480-600	500-620	500-620	500-620	500-620
Insert Quantity	10+12	12+12	12+12	12+12	12+12	12+12	12+12	12+12
Stance Setback	10	20	20	20	20	20	20	20
EDGE	1.8mm/stainless							
Sidewall Angle	25°	25°	25°	25°	25°	25°	25°	25°
Sidewall Color	BLACK	BLACK	GREY	BLACK	BLACK	GREY	BLACK	GREY
Running Base Material	IS 7500 Graphite							
Stiffness	4.8 6.3 5.3 N W T	5.5 7.0 6.0 N W T	5.5 7.0 6.0 N W T	6.0 7.5 6.5 N W T	6.5 8.0 7.0 N W T	6.5 8.0 7.0 N W T	7.0 8.5 7.5 N W T	7.0 8.5 7.5 N W T
2ply 65/35 STD Core II 2ply 50/50								
46.5	51.5/51.5w/53.5/55.5/55.5w/57.5/57.5w	Directional Twin	Directional Flex	TripleRadius	Negative	Single Camber		

# GENIUS

GENIUS is the model of Hybrid Cam/Roc with camber & rocker arch to fully educe the performance of ground trick. The outline of GENIUS i.e. longer effective edge and short tip remains but it is given the hybrid full twin which is a combination of moderate rocker outside stance and camber inside stance. Flex of GENIUS is slightly softer than camber. GENIUS is good for all users with any ground trick skill.

MODEL	GENIUS 40	GENIUS 44	GENIUS 49	GENIUS 52	GENIUS 55
Length	1400	1440	1490	1520	1550
Effective Edge L.	1090	1130	1170	1200	1230
Contact Length	1040	1080	1120	1150	1180
Waist Width	235	238	246	248	250
Sidecut Radius	7800/7500/7200/7500/7800	8200/7900/7600/7900/8200	8600/8300/8000/8300/8600	8800/8500/8200/8500/8800	9000/8700/8400/8700/9000
Sidecut Offset	0	0	0	0	0
Nose Length	180.0	180.0	185.0	185.0	185.0
Nose Width	273.0	277.0	286.0	289.0	292.0
Nose Hight	45.4	45.4	46.9	46.9	46.9
Tail Length	180.0	180.0	185.0	185.0	185.0
Tail Width	273.0	277.0	286.0	289.0	292.0
Tail Hight	45.4	45.4	46.9	46.9	46.9
Camber	8.0	8.0	10.0	10.0	12.0
Rocker	---	---	---	---	---
Stance Width	440-560	440-560	500-620	520-640	520-640
Insert Quantity	12+12	12+12	12+12	12+12	12+12
Stance Setback	0	0	0	0	0
EDGE	1.8mm/stainless				
Sidewall Angle	25°	25°	25°	25°	25°
Sidewall Color	RED				
Running Base Material	IS 7700 Natural				
Stiffness	2.5 3.5 2.5 N W T	3.5 4.5 3.5 N W T	4.5 5.5 4.5 N W T	5.0 6.0 5.0 N W T	5.5 6.5 5.5 N W T
<div><div><div>2ply 70/30</div><div>Ultra Light Core</div><div>2ply 50/50+ 1ply 90/10</div></div><div>Twin</div><div>Twin Flex</div><div>MultiRadius</div><div>Negative</div><div>Single Camber</div></div>					

¥109,000 (base price) ¥119,900 (tax included)

made in JAPAN OG



- The wide version is added to the classic 51.5, 55.5, 57.5
- Fiberglass + Carbon rod complex structure.
- Advanced STD CORE II.
- 1.8mm High Carbon Stainless steel Edge.
- 3R Side cut.
- Printed base.

# EPIC

High-end Full Twin model with Active Camber which loosens the snow contact point. It does for all round from ground tricks to slope style. Middle flex.






Active camber is an advanced hybrid camber which has the reversed-R arc on the snow-contact-point at both nose and tail. Moderate pressure around the snow-contact-points gives excellent controllability with right touch-feel on snow. Synergy of the active camber and multi-R side curve with the tightened arc in center satisfy both high grip and controllability.

MODEL	EPIC 34	EPIC 38	EPIC 41	EPIC 44	EPIC 48	EPIC 51	EPIC 54	EPIC 57
Length	1340	1380	1410	1440	1480	1510	1540	1570
Effective Edge L.	1060	1100	1120	1140	1170	1190	1220	1250
Contact Length	1010	1050	1070	1090	1120	1140	1160	1200
Waist Width	222	230	234	238	244	248	250	252
Sidecut Radius	6800/6200/6800	7400/6600/7400	7600/6800/7600	7800/7000/7800	8400/7400/8400	8600/7600/8600	8800/7800/8800	9200/8200/9200
Sidecut Offset	0	0	0	0	0	0	0	0
Nose Length	165.0	165.0	170.0	175.0	180.0	185.0	190.0	185.0
Nose Width	262.0	270.0	275.0	279.0	285.0	289.0	292.0	294.0
Nose Hight	34.4	34.4	36.5	38.3	38.9	41.2	43.2	41.2
Tail Length	165.0	165.0	170.0	175.0	180.0	185.0	190.0	185.0
Tail Width	262.0	270.0	275.0	279.0	285.0	289.0	292.0	294.0
Tail Hight	34.4	34.4	36.5	38.3	38.9	41.2	43.2	41.2
Camber	6.0	7.0	7.0	7.0	8.0	8.0	8.0	10.0
Rocker	---	---	---	---	---	---	---	---
Stance Width	440-520	460-540	460-540	480-560	480-600	500-620	520-640	540-660
Insert Quantity	10+10	10+10	10+10	10+10	12+12	12+12	12+12	12+12
Stance Setback	0	0	0	0	0	0	0	0
EDGE	1.8mm/stainless							
Sidewall Angle	25°	25°	25°	25°	25°	25°	25°	25°
Sidewall Color	BLACK							
Running Base Material	IS 7500 Natural							
Stiffness	2.6 2.8 2.6 N W T	3.1 3.3 3.1 N W T	3.3 3.5 3.3 N W T	3.6 3.8 3.6 N W T	4.3 4.5 4.3 N W T	4.8 5.0 4.8 N W T	5.2 5.4 5.2 N W T	5.5 5.7 5.5 N W T
2ply 65/35 Super Light Core 2ply 50/50								
34/38/41/44	48/51/54/57	Twin	Twin Flex	TripleRadius	Negative	Active Camber		

# CUB-X

Cub-X is high performance model for kids. It has narrow shape with higher degree of arc on side curve. Soft flex for kid's body weight and Twin shape.

Kids riders participating actively in various categories like Halfpipe, Slopestyle and Technical tested it repeatedly and eventually made up the almighty Twin model. Location of Insert holes is offset to make perfect boot center (excepting 136cm) Sintered Graphite base sole supports curving performance and anti-abrasion at the same time. Cub-X can be used on plastic slope in summer.

MODEL	CUB-X 104	CUB-X 114	CUB-X 124	CUB-X 132	CUB-X 136
Length	1040	1140	1240	1320	1360
Effective Edge L.	800	866	960	1020	1060
Contact Length	760	826	920	964	1009
Waist Width	192	198	212	218	222
Sidecut Radius	3800	4400	5400	6200	6800
Sidecut Offset	0	0	0	0	0
Nose Length	140.0	157.0	160.0	178.0	175.5
Nose Width	230.0	236.0	250.0	152.0	259.0
Nose Hight	32.6	40.8	42.1	52.2	50.4
Tail Length	140.0	157.0	160.0	178.0	175.5
Tail Width	230.0	236.0	250.0	252.0	259.0
Tail Hight	32.6	40.8	42.1	52.2	50.4
Camber	3.0	4.0	5.0	6.0	7.0
Rocker	---	---	---	---	---
Stance Width	320-400	360-440	400-480	420-500	440-520
Insert Quantity	10+10	10+10	10+10	10+10	10+10
Stance Setback	0	0	0	0	0
EDGE	1.8mm/stainless				
Sidewall Angle	25°	25°	25°	25°	25°
Sidewall Color (CUB-X HILL)	NEON GREEN	ORANGE	PURPLE	BLUEGREEN	ROSE PINK
Sidewall Color (CUB-X BLOCK)	BLACK				
Running Base Material	P-TEX3000 Graphite				
Stiffness	1.5 2.0 1.5 N W T	1.8 2.3 1.8 N W T	2.2 2.7 2.2 N W T	2.5 3.0 2.5 N W T	2.8 3.3 2.8 N W T
<div><div><div>2ply 50/50</div><div>Poplar Light Core</div><div>2ply 50/50</div></div><div></div><div></div><div></div><div></div><div></div></div> <div><div>Twin</div><div>Twin Flex</div><div>Radial</div><div>Negative</div><div>Single Camber</div></div>					

Insert Holes are off-set toward toe side in order to give right boot center on the snowboard. Full Twin shape can use in either direction. It means either regular stance or goofy stance can use the snowboard by rotating direction. Reasonable set-back and right centering of boots make easier turn lead. Cub 104,114 & 124 is designed for the boots without inner shell. The boots with inner shell don't fit the lengths.

¥109,000 (base price) ¥119,900 (tax included)

made in JAPAN OG



- Newly developed active camber arch.
- Newly developed super light core + fiberglass mesh.
- 1.8mm high carbon stainless steel edge.
- IS7500 Sinterd base.
- Printed base.



- Ultra-light weight core.
- Full twin shape, Full twin flex.
- High Carbon Stainless steel Edge.
- 5R combination side cut.
- High transparent super polymer IS7700 base
- Printed base.



# TRICKSTICK [iz]

¥109,000 (base price) ¥119,900 (tax included)

made in  
JAPAN  
OG

The revolutionary new material “IZANAS®” developed by Toyobo is laid under the core. TRICKSTICK [iz] is the model for focusing ground tricks realizing a new dimension of resilience and repulsive force.

TRICKSTICK is continuously refine to pursue ground trick performance. The new flex balances high repulsive force and flexibility to provide high repulsion at nose-end when ollieing. The revolutionary new material “IZANAS®” developed by Toyobo is laid under the core. Combination of IZANAS® and active camber balance the high controllability and popping riding feel.

MODEL	TRICKSTICK iz 38	TRICKSTICK iz 41	TRICKSTICK iz 44	TRICKSTICK iz 48	TRICKSTICK iz 51	TRICKSTICK iz 54
Length	1380	1410	1440	1480	1510	1540
Effective Edge L.	1100	1120	1140	1170	1190	1220
Contact Length	1050	1070	1090	1120	1140	1160
Waist Width	230	234	238	244	248	250
Sidecut Radius	7400/6600/7400	7600/6800/7600	7800/7000/7800	8400/7400/8400	8600/7600/8600	8800/7800/8800
Sidecut Offset	0	0	0	0	0	0
Nose Length	165.0	170.0	175.0	180.0	185.0	190.0
Nose Width	270.0	275.0	279.0	285.0	289.0	292.0
Nose Hight	34.4	36.5	38.3	38.9	41.2	43.2
Tail Length	165.0	170.0	175.0	180.0	185.0	190.0
Tail Width	270.0	275.0	279.0	285.0	289.0	292.0
Tail Hight	34.4	36.5	38.3	38.9	41.2	43.2
Camber	7.0	7.0	7.0	8.0	8.0	8.0
Rocker	---	---	---	---	---	---
Stance Width	420-500	430-510	440-520	480-560	500-580	520-600
Insert Quantity	10+10	10+10	10+10	10+10	10+10	10+10
Stance Setback	0	0	0	0	0	0
EDGE	1.8mm/stainless					
Sidewall Angle	25°	25°	25°	25°	25°	25°
Sidewall Color	BLACK					
Running Base Material	IS 7500 Natural					
Stiffness	2.9 3.0 2.9 N W T	3.1 3.2 3.1 N W T	3.4 3.5 3.4 N W T	4.1 4.2 4.1 N W T	4.6 4.7 4.6 N W T	5.0 5.1 5.0 N W T



24-25 MODEL FUNCTION

- Toyobo's ultra-high strong polyethylene fiber "IZANAS®"
- Optimized flex pattern for ground tricks
- Super light core + fiberglass mesh
- 1.8mm high carbon stainless steel edge
- IS7500 Sintered base
- Printed base

# SHRED


¥72,000 (base price) ¥79,200 (tax included)

made in  
TAIWAN  
PM

SHRED with gullwing shape / W camber developed for Ground Trick is further evolved.

Further evolution of SHRED with W camber! Locker and Camber balance around foot step is optimized by improvement of ach for W camber. A simple construction of core wood made of Poplar and fiberglass gives a proper repulsiveness.

MODEL	SHRED 40	SHRED 44	SHRED 48	SHRED 51	SHRED 54
Length	1400	1440	1480	1510	1540
Effective Edge L.	1080	1120	1150	1180	1210
Contact Length	1040	1080	1110	1140	1160
Waist Width	234	238	246	248	250
Sidecut Radius	6400	6600	7400	7600	7800
Sidecut Offset	0	0	0	0	0
Nose Length	180.0	180.0	185.0	185.0	190.0
Nose Width	276.0	282.0	288.0	290.0	294.0
Nose Hight	46.8	46.8	49.2	49.2	51.4
Tail Length	180.0	180.0	185.0	185.0	190.0
Tail Width	276.0	282.0	288.0	290.0	294.0
Tail Hight	46.8	46.8	49.2	49.2	51.4
Camber	---	---	---	---	---
Rocker	5.0	5.0	5.0	5.0	5.0
Stance Width	420-500	440-520	480-560	500-580	520-600
Insert Quantity	10+10	10+10	10+10	10+10	10+10
Stance Setback	0	0	0	0	0
EDGE	1.8mm/stainless				
Sidewall Angle	25°	25°	25°	25°	25°
Sidewall Color	PINK	PURPLE	BLUEGREEN	NEON GREEN	PURPLE
Running Base Material	P-TEX3000 Clear				
Stiffness	2.5 3.0 2.5 N W T	3.3 3.8 3.3 N W T	4.8 5.3 4.8 N W T	5.3 5.8 5.3 N W T	6.0 6.5 6.0 N W T



24-25 MODEL FUNCTION

- Lightweight poplar wood core + fiberglass
- Newly designed GULLWING W CAMBER arch
- Full Twin Shape, Full Twin Ground Tricks Flex
- P-tex 3000 Sinterd Base
- Sole design is printed

# GENIUS [HV]

¥109,000 (base price) ¥119,900 (tax included)

made in  
JAPAN  
AG

GENUS HV with Hybrid camber

GENIUS is the model of Hybrid Cam/Roc with camber & rocker arch to fully educe the performance of ground trick.

The outline of GENIUS i.e. longer effective edge and short tip remains but it is given the hybrid full twin which is a combination of moderate rocker outside stance and camber inside stance. Flex of GENIUS is slightly softer than camber. GENIUS is good for any riding skill level users with ground trick skill.

MODEL	GENIUS HV 40	GENIUS HV 44	GENIUS HV 48	GENIUS HV 52
Length	1400	1440	1490	1520
Effective Edge L.	1090	1130	1170	1200
Contact Length	1040	1080	1120	1150
Waist Width	235	238	246	248
Sidecut Radius	7800/7500/7200/ 7500/7800	8200/7900/7600/ 7900/8200	8600/8300/8000/ 8300/8600	8800/8500/8200/ 8500/8800
Sidecut Offset	0	0	0	0
Nose Length	180.0	180.0	185.0	185.0
Nose Width	273.0	277.0	286.0	289.0
Nose Hight	45.4	45.4	46.9	46.9
Tail Length	180.0	180.0	185.0	185.0
Tail Width	273.0	277.0	286.0	289.0
Tail Hight	45.4	45.4	46.9	46.9
Camber	8.0	8.0	10.0	10.0
Rocker	---	---	---	---
Stance Width	440-560	440-560	500-620	520-640
Insert Quantity	12+12	12+12	12+12	12+12
Stance Setback	0	0	0	0
EDGE	1.8mm/stainless			
Sidewall Angle	25°	25°	25°	25°
Sidewall Color	BLACK			
Running Base Material	IS 7700 Natural			
Stiffness	2.8 3.3 2.8 N W T	3.5 4.0 3.5 N W T	4.0 4.5 4.0 N W T	4.3 4.8 4.3 N W T



24-25 MODEL FUNCTION

- HYBRID CAMBER arc for ground tricks
- Ultra-LIGHT CORE
- Full Twin Shape, Full Twin Flex
- High Carbon Stainless edge
- High clarity polymer IS7700 sole
- Printed base

# R.P.M.

¥72,000 (base price) ¥79,200 (tax included)

made in  
TAIWAN  
PM

RPM is a medium / soft flex hybrid CAM / ROC ground tricks model.

Due to the hybrid structure of camber and rocker, both ground tricks and riding are compatible at a high level.

A hybrid = camber & rocker RPM with a slight rocker on the outside from both feet and a camber between stances. The camber part between the stances facilitates reliable edging, and the rocker on the outside of the foot realizes high operability in ground tricks. By flattening the snow contact surface, the stability of the press is improved, and the press control can be operated firmly at your feet. It is a ground tricks model with almighty that combines the advantages of camber and rocker.

MODEL	R.P.M. 38	R.P.M. 42	R.P.M. 46	R.P.M. 48	R.P.M. 52
Length	1380	1420	1460	1480	1520
Effective Edge L.	1030	1070	1110	1130	1170
Contact Length	820	840	880	900	920
Waist Width	230	238	246	250	252
Sidecut Radius	6400	6800	7400	7600	7700
Sidecut Offset	0	0	0	0	0
Nose Length	200.0	200.0	200.0	200.0	200.0
Nose Width	270.0	278.0	286.0	290.0	294.0
Nose Hight	---	---	---	---	---
Tail Length	200.0	200.0	200.0	200.0	200.0
Tail Width	270.0	278.0	286.0	290.0	294.0
Tail Hight	---	---	---	---	---
Camber	3.0	3.0	3.0	3.0	3.0
Rocker	3.0	3.0	3.0	3.0	3.0
Stance Width	420-500	440-520	480-560	500-580	520-600
Insert Quantity	10+10	10+10	10+10	10+10	10+10
Stance Setback	0	0	0	0	0
EDGE	1.8mm/stainless				
Sidewall Angle	25°	25°	25°	25°	25°
Sidewall Color	PURPLE	SLATEGREEN	DEEPGREEN	PURPLE	DARKGREEN
Running Base Material	P-TEX3000 Clear				
Stiffness	2.2 3.2 2.2 N W T	2.5 3.5 2.5 N W T	2.8 3.8 2.8 N W T	3.8 4.8 3.8 N W T	4.3 5.3 4.3 N W T



24-25 MODEL FUNCTION

- Lightweight poplar wood core + fiberglass
- Newly designed hybrid CAM & ROC arch
- Full Twin Shape, Full Twin Ground Tricks Flex
- P-tex 3000 Sinterd Base
- Die Cut base.

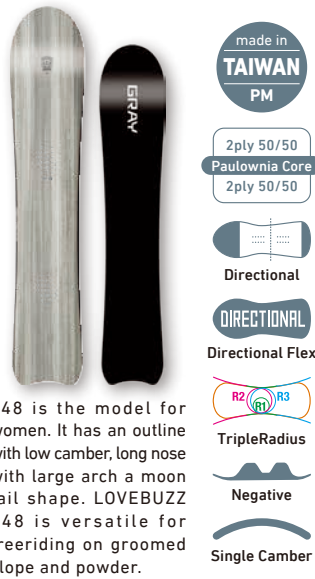
# LOVEBUZZ

148, 152, 158, 162 : ¥72,000 (base price) ¥79,200 (tax included) | 156, 157roc/cam : ¥94,000 (base price) ¥103,400 (tax included)

Lovebuzz inspires all mountain free riding.

Lovebuzz series are all mountain snowboards which inspire "fun to ride" using any natural terrains of all mountains. Each model has unique arch and out-line shape and is designed to be perfect to any terrains such as groomed slope, natural slope and punch bowl.

## LOVEBUZZ 48



## LOVEBUZZ 52



## LOVEBUZZ 56



## LOVEBUZZ 57 [ROCKER]



## LOVEBUZZ 57 [CAMBER]



## LOVEBUZZ 58



## LOVEBUZZ 62



MODEL	LOVEBUZZ 48	LOVEBUZZ 52	LOVEBUZZ 56	LOVEBUZZ 57 [ROC]	LOVEBUZZ 57 [CAM]	LOVEBUZZ 58	LOVEBUZZ 62
Length	1480	1520	1560	1570	1570	1580	1620
Effective Edge L.	1160	1180	1220	1290	1290	1240	1270
Contact Length	1100	1120	955	1240	1240	1180	1210
Waist Width	240	250	250	251	251	254	260
Sidecut Radius	8800/7800/8400	9200/8200/8800	9800/8800/9400	9200/8800/8400/9000/9600	9200/8800/8400/9000/9600	9900/8900/9500	10200/9200/9800
Sidecut Offset	-80	-80	-80	-20	-20	-80	-80
Nose Length	260.0	280.0	445.0	245.0	245.0	280.0	290.0
Nose Width	286.0	296.0	306.0	300.0	300.0	300.0	306.0
Nose Hight	47.8	48.7	52.9	65.5	65.5	48.7	52.1
Tail Length	120.0	120.0	160.0	85.0	85.0	120.0	120.0
Tail Width	268.0	278.0	273.0	293.0	293.0	282.0	290.0
Tail Hight	20.4	20.4	19.7	21.8	21.8	20.4	20.4
Camber	5.0	6.0	2.7	---	6.0	7.0	7.0
Rocker	---	---	---	6.0	---	---	---
Stance Width	440-560	460-580	500-620	500-620	500-620	500-620	500-620
Insert Quantity	12+12	12+12	12+12	12+12	12+12	12+12	12+12
Stance Setback	40	40	40	55	55	40	40
EDGE	1.8mm/stainless	1.8mm/stainless	1.8mm/stainless	1.8mm/stainless	1.8mm/stainless	1.8mm/stainless	1.8mm/stainless
Sidewall Angle	25°	25°	25°	25°	25°	25°	25°
Sidewall Color	BLACK						
Running Base Material	P-TEX3000 Graphite	P-TEX3000 Graphite	IS7500 Graphite	IS R2118	IS R2118	P-TEX3000 Graphite	P-TEX3000 Graphite
Stiffness	6.0 7.0 6.8 N W T	6.5 7.5 7.3 N W T	7.0 8.0 7.5 N W T	7.2 8.0 7.6 N W T	7.2 8.0 7.6 N W T	7.5 8.5 8.0 N W T	7.8 8.8 8.3 N W T

# CARVING CATEGORY >> LINE UP

## MACH

46, 51, 54, 55w



## MACH

54ver.C, 55w ver.C, 58, 60w, 63w



## DESPERADO Ti TypeR



## DESPERADO Ti [iz]



## DESPERADO micro/mini



## DELIGHT



## QUADRA II



## QUADRA



## TYCOON TypeS [iz]



## TYCOON



## FORCE





# ENGINEERING & TECHNOLOGY

24-25 models were developed with condensed R&D activities in Japan as test in overseas were restricted.  
 “DESPERADO Ti iz” which has been tested since last winter is given ultra-strong polyethylene fiber “IZANAS®” replacing the carbon fiber.  
 “QUADRA II”, the alpine model with a new concept is a high-performance model for athletes.

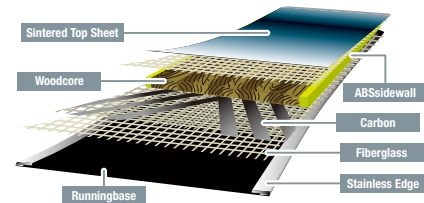
The snowboards made in Taiwanese factory have the Japanese-made stainless edge and has more consistent convex sole... the quality has been improved.

In Carving Category, our R&D team for Run & Trick worked hard to provide riders the best option matching their riding style, slope and speed.

## CONSTRUCTION

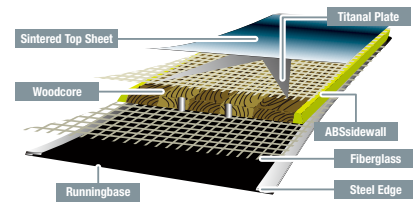
### MACH

- Carbon in the underside of the wood core.
- Sintered PE Top. (46,51,54 & 55w is ABS Topset Materials)
- Stainless Edge.



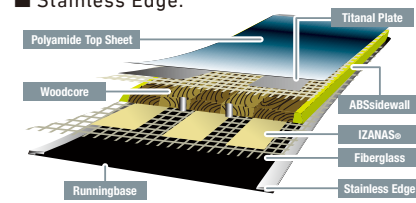
### DESPERADO Ti TypeR QUADRA [57, 72]

- 0.4t X shaped Tinanal is inserted above the core.
- Sintered PE Top.
- Steel Edge of 48rcwl.



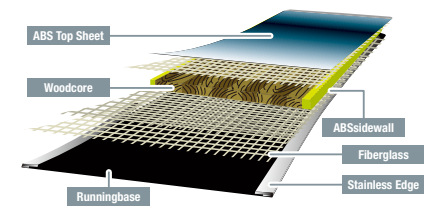
### DESPERADO Ti [iz]

- 0.4mm Titanal, applied along the edge.
- Loading new material “IZANAS® fiber” under the core.
- Polyamide top sheet.
- Stainless Edge.



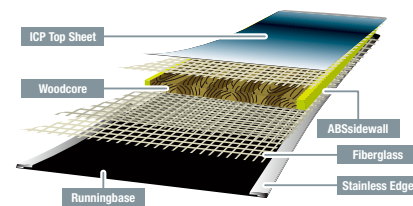
### DESPERADO

- High Performance carving machine with full fiberglass.
- 0.5t ABS top.
- Stainless Edge.



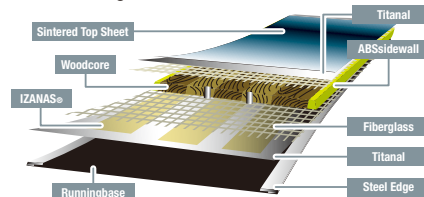
### DELIGHT

- Carving model for entry with full fiber-glass.
- 0.5mm ICP Top Sheet
- Stainless Edge.



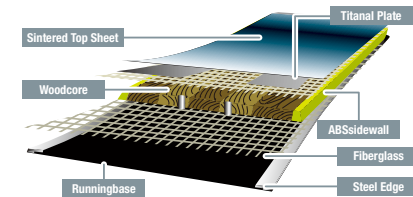
### TYCOON TypeS [iz]

- Double metal structure sandwiching the woodcore by 0.4&0.4 Titanal.
- IZANAS® fiber is loaded under the core
- Sintered PE Top.
- Steel Edge.



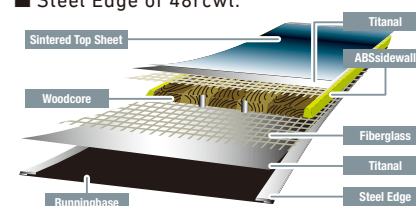
### TYCOON

- 0.4t Titanal is inserted above the core.
- Sintered PE Top.
- Steel Edge of 48rcwl.



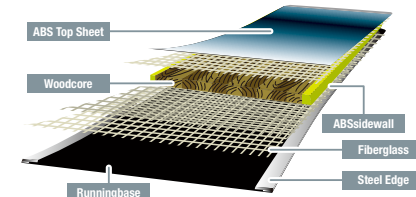
### QUADRA QUADRA II

- Double metal structure sandwiching the woodcore by 0.4&0.4 Titanal.
- Sintered PE Top.
- Steel Edge of 48rcwl.



### FORCE

- High Performance carving machine with full fiberglass.
- 0.5t ABS top.
- Steel Edge of 48rcwl.



# MACH

46, 51, 54, 55w, 54ver.C, 55w ver.C : ¥136,000 (base price) ¥149,600 (tax included)  
 58, 60w, 63w : ¥145,000 (base price) ¥159,500 (tax included)

made in JAPAN OG

46,51,54,55w are the model for run & trick at low-medium speed range.  
 54ver.C, 55w ver.C, 58, 60w, 63w are the model for run & trick at high-speed range.

Mach has the feature of high response given by carbon laid under the core while keeping reasonable flex. Carbon provides high response and ABS top does high stability as well. Flex balance is closer to twin tip and multi side-cut realizes heigh speed carving performance. Easy to control at low speed and high stability at medium-high speed impress the ground tricks. MACH is a premium model to pursue new riding style of run & trick. Ver.C focuses on more carving with adjusted flex for high-speed riding. It is the premium model with a feature of high response and high performance supported by carbon ribbon and ABS top sheet. 58,60w,63 are flagship modes with sintered top, realizing highly stabilized super carving.

MODEL	MACH 46	MACH 51	MACH 54	MACH 55w	MACH 54 ver.C	MACH 55w ver.C	MACH 58	MACH 60w	MACH 63w
Length	1460	1510	1540	1550	1540	1550	1580	1600	1630
Effective Edge L	1140	1190	1220	1220	1220	1220	1245	1255	1290
Contact Length	1090	1140	1180	1180	1180	1180	1200	1200	1230
Waist Width	240	248	250	260	250	260	252	262	256
Sidecut Radius	7600/7200/7800	8400/8000/8600	8700/8300/9000	8700/8300/9000	8700/8300/9000	8700/8300/9000	9400/8900/9800	9800/9300/10200	9100/9960
Sidecut Offset	-15	-15	-15	-15	-15	-15	-20	-20	-45
Nose Length	190.0	190.0	185.0	190.0	185.0	190.0	205.0	215.0	210.0
Nose Width	283.0	290.0	293.0	303.0	293.0	303.0	295.0	304.0	303.0
Nose Height	45.4	43.2	41.0	43.2	41.0	43.2	50.2	55.1	55.1
Tail Length	180.0	180.0	175.0	180.0	175.0	180.0	175.0	185.0	180.0
Tail Width	278.0	285.0	288.0	298.0	288.0	298.0	288.0	297.0	288.0
Tail Height	40.8	38.9	36.8	38.9	36.8	38.9	36.8	41.0	41.0
Camber	6.0	6.0	6.0	6.0	6.0	6.0	8.0	8.0	10.0
Rocker	---	---	---	---	---	---	---	---	---
Stance Width	440-560	480-600	480-600	480-600	480-600	480-600	500-620	500-620	500-620
Insert Quantity	12+12	12+12	12+12	12+12	12+12	12+12	12+12	12+12	12+12
Stance Setback	5	5	5	5	15	15	25	25	35
EDGE	1.8mm/stainless								
Sidewall Angle	25°	25°	25°	25°	25°	25°	25°	25°	25°
Sidewall Color	NEON RED								
Running Base Material	IS7500 Graphite								
Stiffness	4.0 5.2 4.1 N W T	5.0 6.2 5.1 N W T	6.5 7.6 6.6 N W T	6.5 7.6 6.6 N W T	6.5 8.0 7.0 N W T	6.5 8.0 7.0 N W T	6.9 8.4 7.4 N W T	6.9 8.4 7.4 N W T	7.3 8.8 7.8 N W T
2ply 65/35 STD Core II 3ply 50/50	Directional                         Directional Flex                         Triple Radius                         Negative                         Single Camber								



24-25 MODEL FUNCTION

- Directional shape with multi side-cut of 3 arcs
- Highly responsive by carbon ribbon laid X shape
- High stability on bumpy and ungroomed slope supported by ABS sintered top
- 12+12 holes enables wide stance
- 1.8mm stainless edge

# DESPERADO Ti TypeR

III, III, IIIw, IV, IVw : ¥172,000 (base price) ¥189,200 (tax included)  
 Vw, VIw, VIIw : ¥180,000 (base price) ¥198,000 (tax included)

made in JAPAN OG

Outstanding performance for tracing an arc...  
 high controllability of arc tracing with the shorter length III and IV.  
 Dynamic arc tracing with high-speed stability...  
 unlimited edging angle with longer length V,VI,VII.

Desperado Type R: every single element i.e. the tapered shape with an unique hammer head theory, the vario-camber, multi arc side-cut is evolved to support outstanding carving performance. The vario-camber with multi-arc makes smooth edging at the first contact point in carving action. 0.4mm (thickness) of Titanium-based metal deployed with X shape under the top sheet gives moderate stiffness against torsion. Excellent edging grip reputed as “stiff enough but supple” remains unchanged. Let’s feel unexperienced dynamic G in high speed.

MODEL	DESPERADO III, Ti type-R	DESPERADO III, Ti type-R	DESPERADO IIIw, Ti type-R	DESPERADO IV, Ti type-R	DESPERADO IVw, Ti type-R	DESPERADO Vw, Ti type-R	DESPERADO VIw, Ti type-R	DESPERADO VIIw, Ti type-R
Length	1540	1550	1560	1590	1600	1660	1720	1780
Effective Edge L	1390	1390	1390	1430	1430	1490	1550	1610
Contact Length	1220	1220	1220	1260	1260	1320	1380	1440
Waist Width	238	246	254	248	256	256	260	260
Sidecut Radius	9000/8600/9600	9000/8600/9600	9000/8600/9600	9600/9200/10200	9600/9200/10200	12800/12200/13600	15600/14800/16400	18200/17200/19200
Sidecut Offset	-30	-30	-30	-30	-30	-30	-30	-30
Nose Length	195.0	200.0	205.0	200.0	205.0	205.0	205.0	205.0
Nose Width	298.0	306.0	314.0	307.0	315.0	304.0	303.0	300.0
Nose Height	24.0	25.7	28.0	25.7	28.0	28.0	28.0	28.0
Tail Length	125.0	130.0	135.0	130.0	135.0	135.0	135.0	135.0
Tail Width	279.0	287.0	295.0	289.0	297.0	290.0	290.0	289.0
Tail Height	19.3	20.9	22.5	20.9	22.5	22.5	22.5	22.5
Camber	9.0	9.0	9.0	10.0	10.0	12.0	12.0	12.0
Rocker	---	---	---	---	---	---	---	---
Stance Width	440-560	500-620	500-620	500-620	500-620	500-620	500-620	500-620
Insert Quantity	12+12	12+12	12+12	12+12	12+12	12+12	12+12	12+12
Stance Setback	30	30	30	40	40	60	60	60
EDGE	1.8mm/48RCWL							
Sidewall Angle	25°	25°	25°	25°	25°	25°	25°	25°
Sidewall Color	NEON RED							
Running Base Material	IS7500 Graphite							
Stiffness	8.0 8.7 8.2 N W T	8.4 9.1 8.6 N W T	8.4 9.1 8.6 N W T	8.6 9.3 8.8 N W T	8.6 9.3 8.8 N W T	8.7 9.4 8.9 N W T	8.8 9.5 9.0 N W T	8.9 9.5 9.1 N W T
2ply 65/35 STD Core II 3ply 50/50	Directional                         Directional Flex                         Triple Radius                         Negative                         Vario Camber							



24-25 MODEL FUNCTION

- III Narrow (n) is lined up for female riders and male riders with small feet.
- Steel edge of 48Rocwell applied
- New vario-camber & 3D side-cut
- Option wide width for III and IV
- Longer snow contact length & effective edge given by short tip shape

# DESPERADO Ti [iz]

¥136,000 (base price) ¥149,600 (tax included)

made in  
JAPAN  
OG

The hammer-head model with the new construction made of Toyobo's ultra-strong polyethylene fiber "IZANAS®" and polyamide based fiber laid under the top sheet.

Toyobo's new material "IZANAS®" is lavishly applied under the core. Polyethylene fiber used for the top sheet absorbs vibration effectively. Combination of "IZANAS®" and stability given by metallic material realizes moderate speed of repulsion. Combination of fiberglass, metallic material and IZANAS® provides unprecedented riding feel.

MODEL	DESPERADO I_Ti [iz]	DESPERADO II_n_Ti [iz]	DESPERADO II_w_Ti [iz]	DESPERADO IIw_Ti [iz]	DESPERADO III_Ti [iz]	DESPERADO IIIw_Ti [iz]	DESPERADO IVw_Ti [iz]	DESPERADO IV_Ti [iz]	DESPERADO Vw_Ti [iz]
Length	1460	1510	1520	1540	1570	1576	1610	1630	1660
Effective Edge L.	1250	1310	1310	1330	1360	1360	1400	1405	1450
Contact Length	1120	1180	1180	1200	1230	1230	1270	1270	1310
Waist Width	230	232	244	252	246	252	256	244	262
Sidecut RADIUS	8200/7600/8600	8840/8200/9240	8840/8200/9240	9200/8600/9600	9800/9200/10400	9800/9200/10400	11600/10800/12200	11600/10800/12200	12200/11600/12800
Sidecut Offset	-20	-20	-20	-20	-20	-20	-30	-30	-30
Nose Length	180.0	175.0	180.0	180.0	180.0	183.0	180.0	195.0	185.0
Nose Width	278.0	282.0	294.0	301.0	293.0	299.0	301.0	289.0	307.0
Nose Hight	38.9	38.9	38.9	38.9	38.9	39.1	38.9	45.5	41.0
Tail Length	160.0	155.0	160.0	160.0	160.0	163.0	160.0	165.0	165.0
Tail Width	272.0	275.0	287.0	295.0	287.0	293.0	293.0	281.0	299.0
Tail Hight	30.8	30.8	30.8	30.8	30.8	31.2	30.8	32.6	32.8
Camber	8.0	10.0	10.0	10.0	10.0	10.0	10.0	10.0	10.0
Rocker	---	---	---	---	---	---	---	---	---
Stance Width	420-540	440-560	460-580	500-620	500-620	500-620	500-620	500-620	520-640
Insert Quantity	12+12	12+12	12+12	12+12	12+12	12+12	12+12	12+12	---
Stance Setback	30	30	30	30	30	30	40	40	60
EDGE	1.8mm/stainless								
Sidewall Angle	25°	25°	25°	25°	25°	25°	25°	25°	25°
Sidewall Color	NEON RED								
Running Base Material	IS7500 Graphite								
Stiffness	7.2 8.2 7.4 N W T	7.4 8.4 7.6 N W T	7.6 8.6 7.8 N W T	7.7 8.7 7.9 N W T	7.8 8.8 8.0 N W T	7.8 8.8 8.0 N W T	8.0 9.0 8.2 N W T	8.0 9.0 8.2 N W T	8.3 9.3 8.5 N W T
2ply 65/35 STD Core II 3ply 50/50									
Directional Directional Flex TripleRadius Negative Single Camber Vario Camber (Vw only)									



- Toyobo's ultra-strong polyethylene fiber "IZANAS®"
- Top sheet made of polyamide-based fiber
- 12-12 insert holes to make metallic plate applicable
- ISO7500 Graphite Sintered Sole, Die-cut: Hi Pex 4M Sintered
- 1.8mm width Stainless edge

# DESPERADO micro/mini

¥99,000 (base price) ¥108,900 (tax included)

made in  
JAPAN  
OG

DESPERADO micro/mini is the model for kids given the specification of 100% fiber glass. It supports flexibility and repulsive force at the same time.

Having provided feed-back of Technology of Desperado Ti, Desperado obtains persistently flexible carving performance by 100% fiberglass. Desperado is free carving machine which appeals exhilarating carving.

MODEL	DESPERADO micro	DESPERADO mini
Length	1320	1380
Effective Edge L.	1130	1190
Contact Length	1010	1070
Waist Width	214	220
Sidecut RADIUS	6500/6200/6800	7200/6800/7600
Sidecut Offset	-20	-20
Nose Length	165.0	165.0
Nose Width	264.0	270.0
Nose Hight	34.4	34.4
Tail Length	145.0	145.0
Tail Width	256.0	262.0
Tail Hight	25.9	25.9
Camber	6.0	7.0
Rocker	---	---
Stance Width	380-500	400-520
Insert Quantity	12+12	12+12
Stance Setback	20	20
EDGE	1.8mm/stainless	1.8mm/stainless
Sidewall Angle	25°	25°
Sidewall Color	NEON RED	NEON RED
Running Base Material	IS7500 Graphite	IS7500 Graphite
Stiffness	2.5 3.5 3.0 N W T	4.0 5.0 4.5 N W T



- Apply ABS top sheet which has high ability of vibration absorption.
- 12+12 insert holes applicable for additional plate use.
- ISO 7500 Graphite Sinterd (sole) Hi Pex 4M Sinterd (die cut).
- 1.8mm stainless steel edge.

2ply 65/35  
STD Core II  
3ply 50/50

Directional Directional Flex TripleRadius Negative Single Camber

# DELIGHT

¥79,000 (base price) ¥86,900 (tax included)

made in  
TAIWAN  
PM

DELIGHT is designed for the entry riders of carving with soft flex given by fiber glass and popular wood.

It supports flexibility and repulsive force at the same time.

Given feed-back from development of DESPERADO, it realizes lithe and persistent carving performance based on basic glass-fiber construction. Flex is adjusted medium-soft for entry users and it performs well at low-mid carving speed.

MODEL	DELIGHT 48	DELIGHT 53n	DELIGHT 54	DELIGHT 58	DELIGHT 62
Length	1480	1530	1540	1580	1620
Effective Edge L.	1280	1320	1320	1360	1400
Contact Length	1176	1215	1215	1254	1293
Waist Width	242	242	252	256	258
Sidecut RADIUS	8200/7600/8600	8600/8000/9000	8800/8200/9200	9300/8600/9800	10200/9400/10800
Sidecut Offset	-35	-35	-35	-35	-35
Nose Length	167.1	172.5	177.5	177.9	178.3
Nose Width	296.0	296.0	306.0	310.0	310.0
Nose Hight	41.3	42.2	44.8	43.3	41.2
Tail Length	137.1	142.5	147.5	147.9	148.3
Tail Width	284.0	284.0	294.0	298.0	299.0
Tail Hight	36.5	38.3	41.0	39.5	37.6
Camber	8.0	8.0	9.0	10.0	10.0
Rocker	---	---	---	---	---
Stance Width	440-520	460-540	500-580	520-600	540-620
Insert Quantity	10+10	10+10	10+10	10+10	10+10
Stance Setback	35	35	35	35	35
EDGE	1.8mm/stainless				
Sidewall Angle	25°	25°	25°	25°	25°
Sidewall Color	BLACK				
Running Base Material	P-TEX3000 Graphite				
Stiffness	6.7 7.7 7.2 N W T	7.0 8.0 7.5 N W T	7.1 8.1 7.6 N W T	7.3 8.3 7.8 N W T	7.5 8.5 8.0 N W T

2ply 65/35  
STD Core II  
3ply 50/50

Directional Directional Flex TripleRadius Negative Single Camber



- Newly developed directional shape with multi side-cut of 3 arcs.
- ICP top sheet which performs vibration absorption.
- Sole material: P-Tex 3000 Graphite Sinterd.
- 48Rocwell high hardness steel edge.
- 1.8mm width stainless edge

# QUADRA II

¥172,000 (base price) ¥189,200 (tax included)

made in  
JAPAN  
OG

QUADORA II is the newly developed racing mode for expert.

58, 78, 89 have the new shape with the newly developed multi-side curve with larger The optional price offering for the set with plate.

MODEL	QUADRA II 58	QUADRA II 64	QUADRA II 78	QUADRA II 80	QUADRA II 89
Length	1580	1640	1780	1800	1890
Effective Edge L.	1460	1520	1665	1685	1775
Contact Length	1360	1420	1540	1560	1650
Waist Width	190	200	190	200	200
Sidecut RADIUS	7200/8200/9600	11200/10800/11800	9400/11400/15200	17800/16800/19400	15400/17400/20400
Sidecut Offset	-30	-80	-30	-100	-30
Nose Length	135.0	135.0	145.0	145.0	145.0
Nose Width	260.0	262.0	254.0	250.0	248.0
Nose Hight	20.3	20.3	19.9	19.9	19.9
Tail Length	85.0	85.0	95.0	95.0	95.0
Tail Width	238.0	238.0	230.0	229.0	234.0
Tail Hight	5.2	6.0	6.4	6.4	6.4
Camber	6.0	6.0	8.0	8.0	9.0
Rocker	---	---	---	---	---
Stance Width	---	---	---	---	---
Insert Quantity	ALLFLEX only	ALLFLEX only	ALLFLEX only	ALLFLEX only	ALLFLEX only
Stance Setback	50	60	80	80	80
EDGE	1.8mm/48RCWL				
Sidewall Angle	15°	15°	15°	15°	15°
Sidewall Color	BLACK				
Running Base Material	IS7500 Graphite				

- ★ GRAY logo on nose is die-cut.
- ★ Snowboards with full metal construction is easily bended or broken. Please note that "bending" and "breaking" are not covered by the warranty.

0.4t Titanal + 1ply 65/35  
ASPEN(AS)  
0.4t Titanal + 1ply 65/35

TripleRadius Positive Vario Camber



- Newly developed multi-side cut
- 0.4 Titanal
- Designed for use of ALL FLEX Plate
- Rubber sheet for effective vibration absorption



# QUADRA

The women's model has a partial metal structure, and the men's has a full metal structure.

The men's model is specially designed for the use of ALLFLEX plate. The women's model is compatible with other plates like V1st and separate type as well as ALLFLEX plate. The optional price offers for set with the plate.

MODEL	QUADRA 57	QUADRA 63	QUADRA 72	QUADRA 85
Length	1570	1630	1720	1850
Effective Edge L.	1445	1510	1605	1735
Contact Length	1350	1410	1480	1610
Waist Width	190	200	192	200
Sidecut Radius	9800/9100/10400	10200/9800/10800	14600/13800/15400	18800/17800/20400
Sidecut Offset	-30	-40	-55	-60
Nose Length	135.0	135.0	145.0	145.0
Nose Width	246.0	260.0	242.0	244.0
Nose Hight	20.3	20.3	19.9	19.9
Tail Length	85.0	85.0	95.0	95.0
Tail Width	236.0	247.0	228.0	230.0
Tail Hight	5.2	5.2	6.4	6.4
Camber	8.0	6.5	6.0	5.5
Rocker	---	---	---	---
Stance Width	420-500	500	420-500	500
Insert Quantity	10+10&AFX	AFX	10+10&AFX	AFX
Stance Setback	50	60	60	80
EDGE	1.8mm/48RCWL			
Sidewall Angle	15°	15°	15°	15°
Sidewall Color	BLACK			
Running Base Material	IS7500 Graphite			

- ★ GRAY logo on nose is die-cut.
- ★ Snowboards with full metal construction is easily bended or broken.
- Please note that "bending" and "breaking" are not covered by the warranty.

0.4t Ti Ribon + 3ply 65/35

ASPEN(AS)

2ply 50/50 + 1ply 50/50

57 / 72

0.4t Titanal + 1ply 65/35

ASPEN(AS)

0.4t Titanal + 1ply 65/35

63 / 85

R2R1R3

TripleRadius

Positive

Vario Camber

QUADRA 57,72[ALLFLEX + 4x4] : ¥154,000 (base price) ¥169,400 (tax included)  
QUADRA 63,85[ALLFLEX] : ¥172,000 (base price) ¥189,200 (tax included)

made in  
JAPAN  
OG



- 24-25 MODEL FUNCTION
- applied thicker (0.4) metal for length of 63, 78, 85
  - given metal for length of 57 and 72
  - apply new rubber sheet absorbing violations.
  - New sintered top supports high speed riding on rough terrain.
  - side cut with 3R complex.

# TYCOON

Excellent stability achieved by established construction made of metal ribbon + fiberglass.

A unique construction of Gray with combination structure of metal and fiberglass. Advantages of each material such as rigid stiffness of metal and persistence/repulsiveness of glass are well harmonized. Stability of metal and persistent flex are struck a good balance without sacrificing durability. At 57,62,67, the metal thickness was increased from 0.3 to 0.4. This has created excellent stability. Exceptional vibration absorption capability by Sinterd top sheet comes into its own performance more in higher speed range.

MODEL	TYCOON 57	TYCOON 62	TYCOON 67
Length	1570	1620	1670
Effective Edge L.	1445	1495	1545
Contact Length	1350	1400	1430
Waist Width	190	196	196
Sidecut Radius	9800/9100/10400	9900/9200/9900	10200/9800/10200
Sidecut Offset	-30	-30	-35
Nose Length	135.0	135.0	145.0
Nose Width	246.0	256.0	258.0
Nose Hight	20.3	20.3	19.9
Tail Length	85.0	85.0	95.0
Tail Width	236.0	247.0	247.0
Tail Hight	5.2	5.2	6.4
Camber	8.0	8.0	9.0
Rocker	---	---	---
Stance Width	420-540	460-580	460-580
Insert Quantity	12+12	12+12	12+12
Stance Setback	30	30	35
EDGE	1.8mm/48RCWL	1.8mm/48RCWL	1.8mm/48RCWL
Sidewall Angle	15°	15°	15°
Sidewall Color	NEON RED	NEON RED	NEON RED
Running Base Material	IS7500 Graphite	IS7500 Graphite	IS7500 Graphite

0.3t Ti Ribon + 3ply 65/35

100% beech core

2ply 50/50 + 1ply 50/50

R2R1R3

TripleRadius

Positive

Vario Camber

TYCOON 57,62,67[ALLFLEX] : ¥136,000 (base price) ¥149,600 (tax included)

made in  
JAPAN  
OG



- 24-25 MODEL FUNCTION
- Flex and torsion are well controlled by combination of Titanal and Fiberglass.
  - Successfully absorb vibration by Sinterd top.
  - High riding performance by IS7500 Graphite sinterd base.
  - 12+12 insert holes to give stance flexibility.

# TYCOON TypeS [iz]

¥180,000 (base price) ¥198,000 (tax included)

made in  
JAPAN  
OG

New “Tycoon Type-S” : Full metal construction + new material “IZANAS®”  
“IZANAS®”, the new material developed by Toyobo is laid under the core. It realizes moderate response at warping by centrifugal force. Sharp carving feel and moderate response feel by glass + IZANAS® are supported at the same time. Various plate like ALLFLEX, V1st and separate are applicable.

MODEL	TYCOON 63 Type-S [iz]	TYCOON 85 Type-S [iz]
Length	1630	1850
Effective Edge L.	1510	1735
Contact Length	1410	1610
Waist Width	200	200
Sidecut Radius	10200/9800/10800	18800/17800/20400
Sidecut Offset	-40	-60
Nose Length	135.0	145.0
Nose Width	260.0	244.0
Nose Hight	20.3	19.9
Tail Length	85.0	95.0
Tail Width	247.0	230.0
Tail Hight	5.2	6.4
Camber	7.0	6.0
Rocker	---	---
Stance Width	460-540	460-540
Insert Quantity	10+10&AFX	10+10&AFX
Stance Setback	60	80
EDGE	1.8mm/48RCWL	1.8mm/48RCWL
Sidewall Angle	15°	15°
Sidewall Color	NEON RED	NEON RED
Running Base Material	IS7500 Graphite	IS7500 Graphite

- ★ GRAY logo on nose is die-cut.
- ★ Snowboards with full metal construction is easily bended or broken.
- Please note that "bending" and "breaking" are not covered by the warranty.

0.4t Titanal+ 1ply 65/35

ASPEN(AS)

0.4t Titanal+ 1ply 65/35

57 / 72

R2R1R3

TripleRadius

Positive

Vario Camber



- 24-25 MODEL FUNCTION
- Aspen wood is sandwiched by 0.4mm Titanal.
  - The new material “IZANAS®” is laid under the core.
  - Multiple side-cut of 3 arcs.
  - Flexible flex for various plate usage and insert holes.

# FORCE

¥108,000 (base price) ¥118,800 (tax included)

made in  
JAPAN  
OG

High Control-ability and nimble riding given by wood core + fiberglass.  
Triple combination (Full fiberglass lamination, Valio Camber, Unique hammer head theory) is key for FORCE. Fiberglass provides brisk riding feel to High Performance Model “Force”.

MODEL	FORCE 57	FORCE 62	FORCE 67
Length	1570	1620	1670
Effective Edge L.	1445	1495	1545
Contact Length	1350	1400	1430
Waist Width	190	196	196
Sidecut Radius	9800/9100/10400	9900/9200/9900	10200/9800/10200
Sidecut Offset	-30	-30	-35
Nose Length	135.0	135.0	145.0
Nose Width	246.0	256.0	258.0
Nose Hight	20.3	20.3	19.9
Tail Length	85.0	85.0	95.0
Tail Width	236.0	247.0	247.0
Tail Hight	5.2	5.2	6.4
Camber	10.0	10.0	12.0
Rocker	---	---	---
Stance Width	420-540	460-580	460-580
Insert Quantity	12+12	12+12	12+12
Stance Setback	30	30	35
EDGE	1.8mm/48RCWL	1.8mm/48RCWL	1.8mm/48RCWL
Sidewall Angle	6°	6°	6°
Sidewall Color	NEON RED	NEON RED	NEON RED
Running Base Material	IS7500 Graphite	IS7500 Graphite	IS7500 Graphite

3ply 65/35

100% beech core

2ply 50/50 + 1ply 50/50

R2R1R3

TripleRadius

Positive

Vario Camber

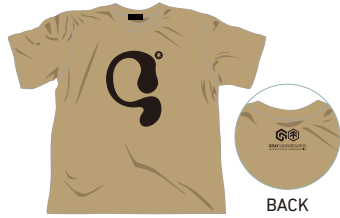


- 24-25 MODEL FUNCTION
- Full wood core laminated with full fiberglass.
  - High riding performance by IS7500 Gra phite sinterd base.
  - 12+12 insert holes to give stance flexibility.

## G TYP0

S/S T SHIRTS UA-5942

Tough and high-quality comfortable,  
6.2oz heavy weight T-shirt.



BACK



PRICE:

¥3,800 (base price) ¥4,180 (tax included) [S~XL]  
¥2,800 (base price) ¥3,080 (tax included) [120~150]

COLOR: Sand, Ivy, Black

SIZE: S, M, L, XL

120cm - 150cm is made to order.

## SCRIPT

S/S T SHIRTS UA-5942

Tough and high-quality comfortable,  
6.2oz heavy weight T-shirt.



BACK



PRICE:

¥3,800 (base price) ¥4,180 (tax included) [S~XL]  
¥2,800 (base price) ¥3,080 (tax included) [120~150]

COLOR: Sage, Slate, Black

SIZE: S, M, L, XL

120cm - 150cm is made to order.

## TYPOS

S/S T SHIRTS UA-5942

Tough and high-quality comfortable,  
6.2oz heavy weight T-shirt.



BACK



PRICE:

¥3,800 (base price) ¥4,180 (tax included) [S~XL]  
¥2,800 (base price) ¥3,080 (tax included) [120~150]

COLOR: Sax, Burgundy, Black

SIZE: S, M, L, XL

120cm - 150cm is made to order.

## DRY COOL

S/S T SHIRTS UA-5088

4.7oz, dry material T-shirt  
with silky touch.



BACK



PRICE:

¥3,800 (base price) ¥4,180 (tax included) [S~XL]  
¥2,800 (base price) ¥3,080 (tax included) [120~150]

COLOR: Turquoise, Orange, Gunmetal

SIZE: S, M, L, XL

130cm - 150cm is made to order

## INSPIRATIONS

L/S T Shirts UA-5011

Focused on comfort,  
5.6oz Heavy Weight Long T-shirt.



BACK

PRICE: ¥4,800 (base price) ¥5,280 (tax included)

COLOR: Natural, Black, Light Olive

SIZE: XS, S, M, L, XL

## SCRIPT

L/S T Shirts UA-5011

Focused on comfort,  
5.6oz Heavy Weight Long T-shirt.



BACK

PRICE: ¥4,800 (base price) ¥5,280 (tax included)

COLOR: Emerald, Black, Navy

SIZE: XS, S, M, L, XL

## DRY COOL TEE

L/S T Shirts UA-5089

Long sleeve T shirt of dry silky material  
which is also perfect as the first layer.



PRICE: ¥4,800 (base price) ¥5,280 (tax included)

COLOR: Black, Cobalt Blue

SIZE: S, M, L, XL

## ZIP UP PARKA

UA-5620

High quality zip up hoodie of 10oz heavyweight  
material of brushed back.



PRICE:

¥8,800 (base price)  
¥9,680 (tax included)

COLOR: Black,

Sand Beige,

Smoky Green,


Stone Blue

SIZE: S, M, L, XL

## BONDED HOODIE

Bonded hoody with water pressure resistance of 7,800 mm.

With a water repellent coating,  
even a little snow and rain can be comfortable riding.



PRICE:

¥14,800 (base price) ¥16,280 (tax included)

COLOR: Black, Grey, Camel

SIZE: S,M,L,XL

\* Three-layer bonding fabric

\* Waterproof lamination (water pressure resistance 7,800 mm)

\* Water repellent coating

## RIB WATCH



PRICE: ¥2,200 (base price) ¥2,420 (tax included)

COLOR: Black, Charcoal, Khaki, Orange, Red

SIZE: FREE

## HIGH GAUGE BEANIE



PRICE: ¥2,200 (base price) ¥2,420 (tax included)

COLOR: Black, Grey, Light Grey, Burgundy, Orange

SIZE: FREE

## SOLE GUARD

[FREESTYLE]

For ordinary freestyle board

2sizes



MATERIAL: 2mm Neoprene

SIZE: S/M (135cm~146cm)  
M/L (147cm~156cm)

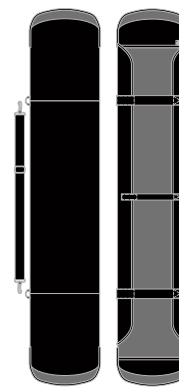
PRICE: ¥7,200 (base price)  
¥7,920 (tax included)

COLOR: Black

[HAMMER]

Sole guard for hammer head

2sizes



MATERIAL: 2mm Neoprene

SIZE: M (146cm~157cm)  
L (170cm~190cm)

PRICE: ¥7,200 (base price)  
¥7,920 (tax included)

SIZE: (158cm~172cm)

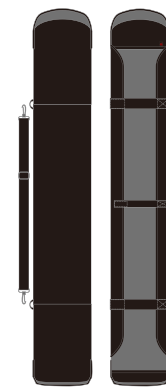
PRICE: ¥8,100 (base price)  
¥8,910 (tax included)

COLOR: Black

[ALPINE]

Sole guard for Alpine

2sizes



MATERIAL: 2mm Neoprene

SIZE: M (155cm~170cm)  
L (170cm~190cm)

PRICE: ¥8,800 (base price)  
¥9,680 (tax included)

COLOR: Black

[KNIT HAMMER]

Sole guard for hammer head

2sizes



MATERIAL: Reinforcing fiber

SIZE: M (DSP 2w,3,3w,4)  
M (Type-R 3n,3,3w,4)  
L (DSP 4w)  
L (Type-R4w, 5w, 6w)

PRICE: ¥9,800 (base price)  
¥10,780 (tax included)

COLOR: Black

## PLATE CASE

[For ALLFLEX, IRONROCK]

The cushion is inserted.  
And it is a fully open specification.

MATERIAL: Nylon

SIZE: one size

PRICE: ¥6,800 (base price)  
¥7,480 (tax included)

COLOR: Grey



## SHORT SCREW

BURTON binding to the shallow model of the insert,  
It is used for installation.

(In some models, we can not respond by simply  
replacing with this screw)

\* Looseness processing

SIZE: M6×15.5mm (Tolerance 0.5)

80 pieces for business use

PRICE: ¥10,000 (base price)

¥11,000 (tax included)



## STICKERS



SCRIPT

(Cutting type)

COLOR: White

PRICE: ¥1,000 (base price)  
¥1,100 (tax included)

SIZE: 85mm×180mm

GRAY TYP0

(Cutting type)

COLOR: White

PRICE: ¥1,000 (base price)  
¥1,100 (tax included)

SIZE: 120mm×90mm



LOGO (Cutting type)

M (280mm×30mm) WT×2, BK×1 with 3 sheets PRICE: ¥2,800 (base price) ¥3,080 (tax included)

XL (400mm×43mm) 1 sheet (XL size is WT only) PRICE: ¥2,800 (base price) ¥3,080 (tax included)



Carve S / Carve L / Carve XL (Cutting type) COLOR: White

S 130mm×37mm PRICE: ¥2,400 (base price) ¥2,640 (tax included) [White 3 piece set]

L 260mm×74mm PRICE: ¥2,400 (base price) ¥2,640 (tax included) [White 2 piece set]

XL 520mm×148mm PRICE: ¥2,400 (base price) ¥2,640 (tax included) [White 1 sheet]



DESPERADO S / DESPERADO M / DESPERADO L (Cutting type)

S 100mm×140mm PRICE: ¥4,000 (base price) ¥4,400 (tax included) [1 color for each color×5 colors = 5 pieces set]

M 144mm×200mm PRICE: ¥5,800 (base price) ¥6,380 (tax included) [1 color for each color×5 colors = 5 pieces set]

L 200mm×280mm PRICE: ¥1,400 (base price) ¥1,540 (tax included)



